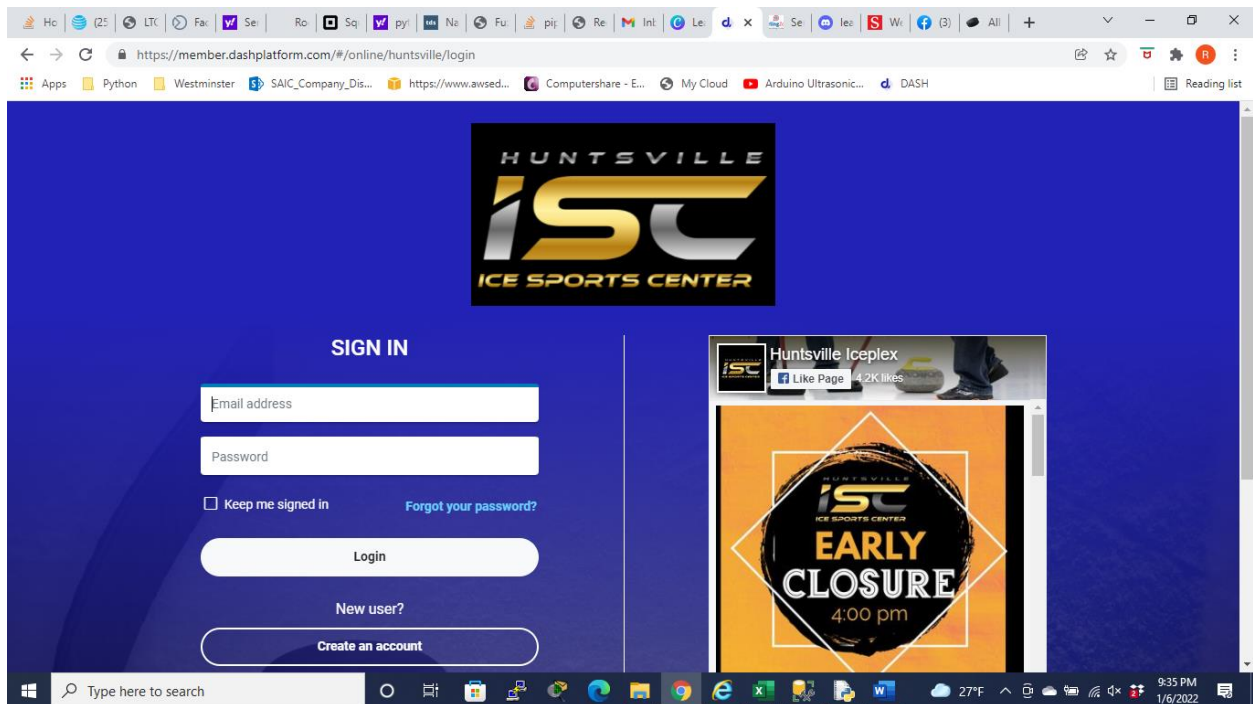
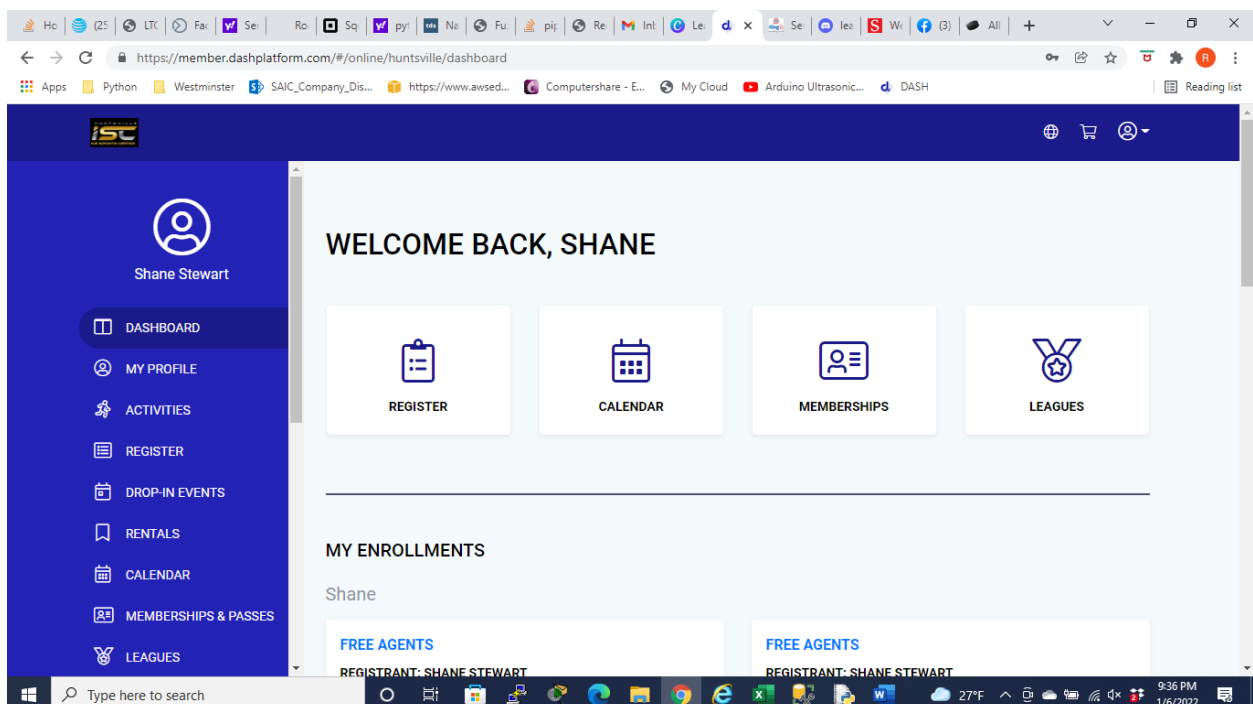


Navigate to <https://member.dashplatform.com/#/online/huntsville/leagues?location=1>

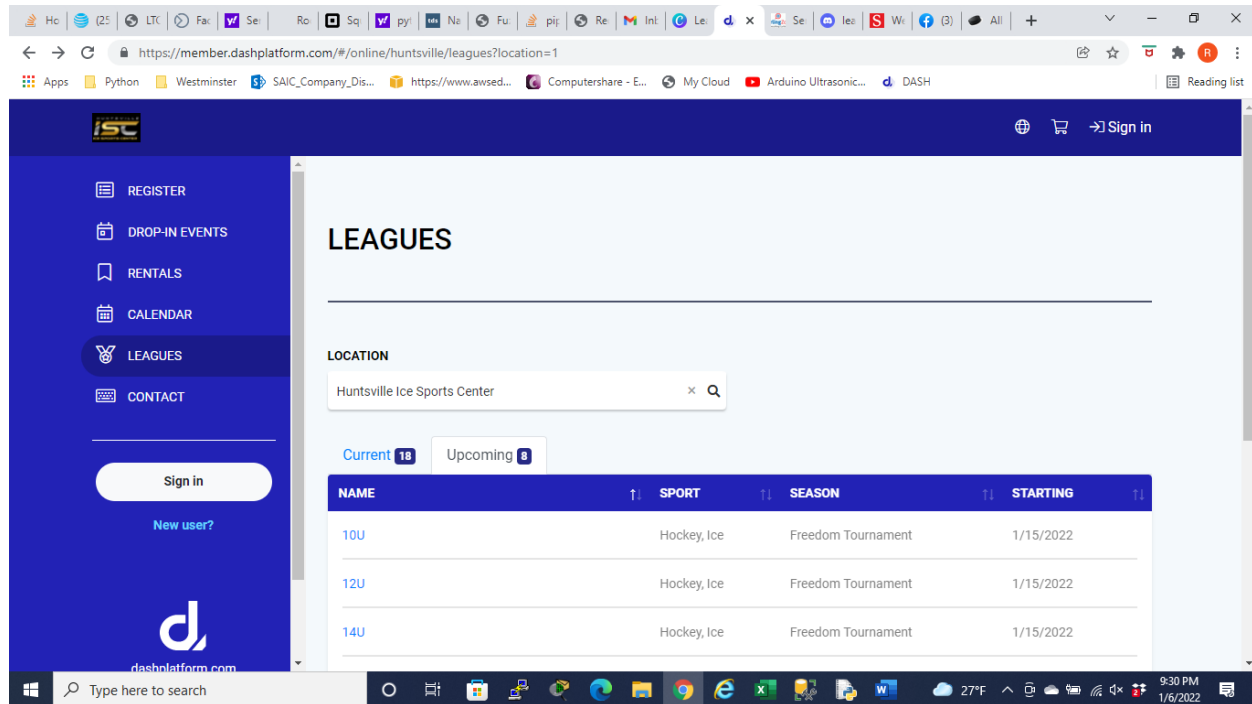
If you are not already logged in, sign into your account, or create an account



Click on “Leagues” on the main page or the menu pane on the left side of the screen.
If you are already signed in, the link will take you directly to the Leagues page.



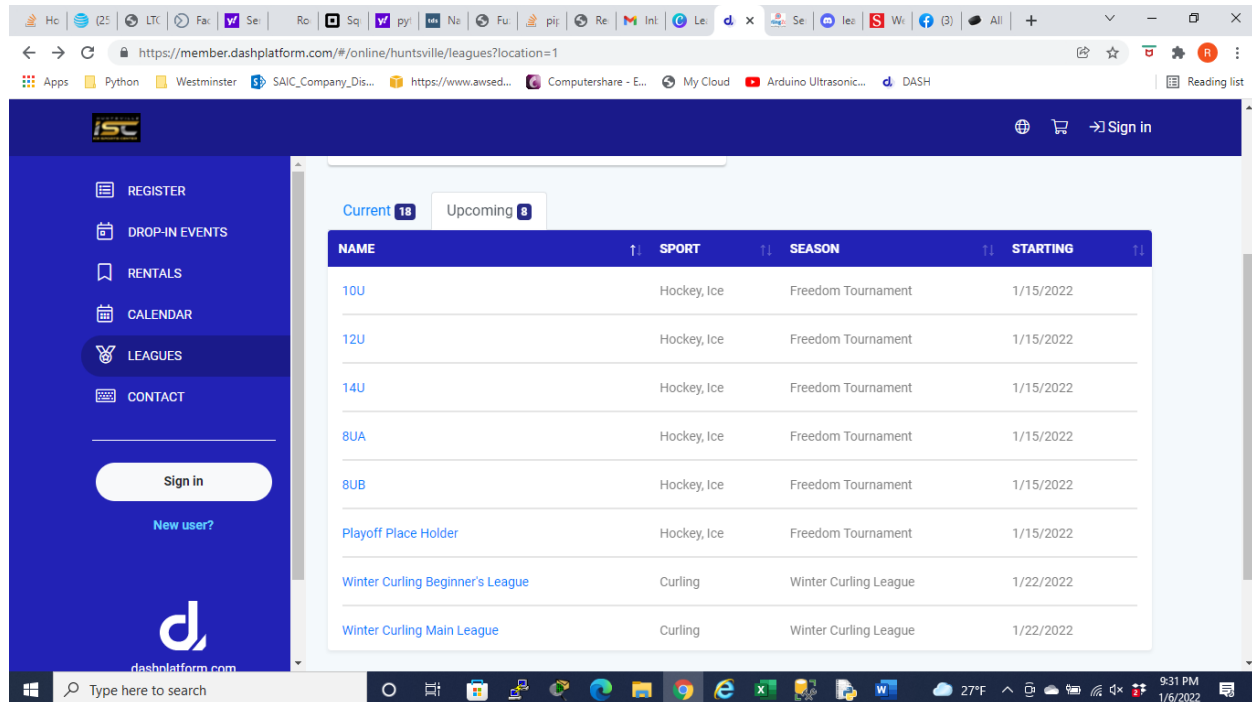
Click on the “Upcoming” tab to find the list of upcoming leagues.



The screenshot shows the DASH platform website. The left sidebar contains navigation links: REGISTER, DROP-IN EVENTS, RENTALS, CALENDAR, LEAGUES (selected), and CONTACT. A 'Sign in' button and a 'New user?' link are also present. The main content area is titled 'LEAGUES' and shows the 'LOCATION' as 'Huntsville Ice Sports Center'. The 'Upcoming' tab is selected, displaying a table of upcoming leagues.

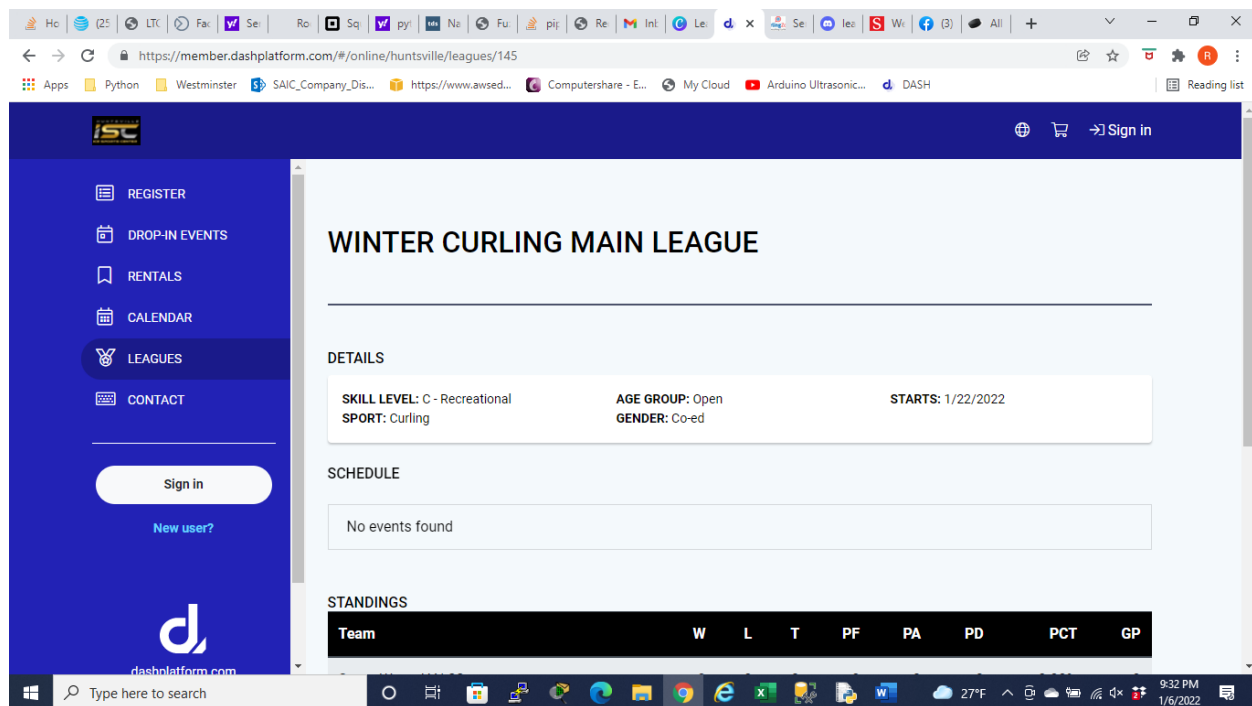
NAME	SPORT	SEASON	STARTING
10U	Hockey, Ice	Freedom Tournament	1/15/2022
12U	Hockey, Ice	Freedom Tournament	1/15/2022
14U	Hockey, Ice	Freedom Tournament	1/15/2022

Scroll down until you find the league you would like to sign up for.
You may need to navigate to a 2nd page to find the league.
Click on the name of league you want to sign up for.

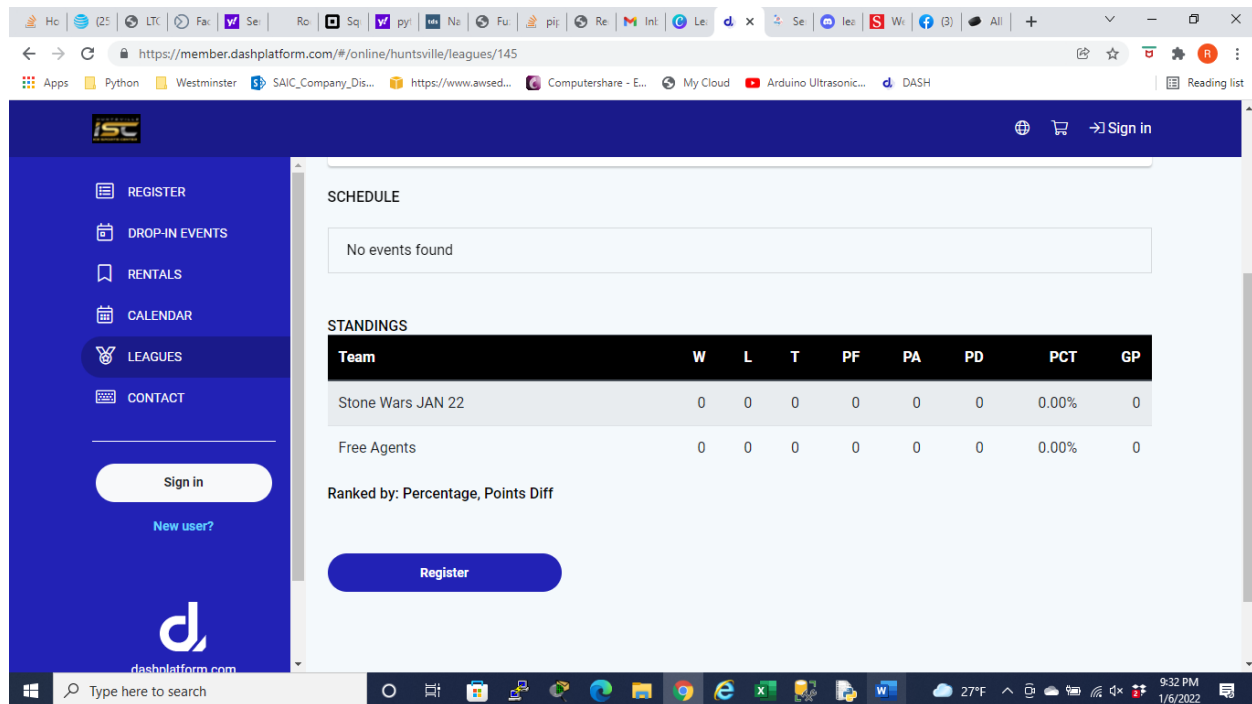


The screenshot shows the DASH platform website. The left sidebar contains navigation links: REGISTER, DROP-IN EVENTS, RENTALS, CALENDAR, LEAGUES (selected), and CONTACT. A 'Sign in' button and a 'New user?' link are also present. The main content area is titled 'LEAGUES' and shows the 'LOCATION' as 'Huntsville Ice Sports Center'. The 'Upcoming' tab is selected, displaying a table of upcoming leagues.

NAME	SPORT	SEASON	STARTING
10U	Hockey, Ice	Freedom Tournament	1/15/2022
12U	Hockey, Ice	Freedom Tournament	1/15/2022
14U	Hockey, Ice	Freedom Tournament	1/15/2022
8UA	Hockey, Ice	Freedom Tournament	1/15/2022
8UB	Hockey, Ice	Freedom Tournament	1/15/2022
Playoff Place Holder	Hockey, Ice	Freedom Tournament	1/15/2022
Winter Curling Beginner's League	Curling	Winter Curling League	1/22/2022
Winter Curling Main League	Curling	Winter Curling League	1/22/2022



Scroll down to click on the “Register” button.



Select the person you are registering in the “Registrant” field.

The screenshot shows the ISC Dash Platform registration page for a player. The left sidebar contains a navigation menu with options: DASHBOARD, MY PROFILE, ACTIVITIES, REGISTER (highlighted), DROP-IN EVENTS, RENTALS, CALENDAR, MEMBERSHIPS & PASSES, and LEAGUES. The main content area is titled "CURLING" and features a "Back to search" link. Below the title is a large image of curling stones. To the right of the image is a registration form with the following fields: REGISTRANT (Shane Stewart), LOCATION (Huntsville Ice Sports Center), ACTIVITY (Curling), SKILL LEVEL (C - Recreational), START DATE (1/22/2022), GAMES (10), and SEASON (Winter Curling League). To the right of the form is a box titled "Winter Curling Main League" with "ADDITIONAL INFORMATION" showing "Age Range: Open" and "\$800.00/Team fee".

Scroll down to the “How are you Registering” section.

Select “Team Manager or Coach”.

If you are registering an existing team, select the team in the “Import a Previous Team Roster” field.
Name/rename the team if desired.

The screenshot shows the ISC Dash Platform registration page for a team manager or coach. The left sidebar is the same as the previous screenshot. The main content area is titled "HOW ARE YOU REGISTERING?" and has two radio button options: "Player" (Register or request to join an existing team) and "Team Manager or Coach" (Create a new team or register an existing team). Below this is a section titled "IMPORT A PREVIOUS TEAM ROSTER?" with a search bar. Below the search bar is a text input field for "TEAM NAME *" with the text "The Inturns". Below this is a section titled "HOW MUCH ARE YOU PAYING TODAY?" with "Amount due by team: \$800.00" and a "PAYMENT AMOUNT *" field with a dollar sign.

Scroll down to the “How Much are you Paying Today” section.
You can choose to pay the full team fee or just pay your portion of the team fee.
Check the “I will be Playing on This Team” checkbox.
Click the “Create Team” button.

The screenshot shows a web browser window displaying the DASH platform registration page. The browser's address bar shows the URL: <https://member.dashplatform.com/#/online/huntsville/programs/level/145?registrantType=manager>. The page has a dark blue header with the 'ISTC' logo and a navigation sidebar on the left. The sidebar lists various options: DASHBOARD, MY PROFILE, ACTIVITIES, REGISTER (highlighted), DROP-IN EVENTS, RENTALS, CALENDAR, MEMBERSHIPS & PASSES, and LEAGUES. The main content area is titled 'The Inturns' and features a section titled 'HOW MUCH ARE YOU PAYING TODAY?'. This section displays 'Amount due by team: \$800.00' and a 'PAYMENT AMOUNT *' input field with a value of '\$ 100.00'. Below this is a 'COMMENTS' section with a text area. At the bottom of the main content area, there is a checkbox labeled 'I will be playing on this team' which is checked, and a blue 'Create team' button. The Windows taskbar at the bottom shows the search bar, several application icons, and the system clock indicating 9:40 PM on 1/6/2022.

ISTC

Shane Stewart

DASHBOARD

MY PROFILE

ACTIVITIES

REGISTER

DROP-IN EVENTS

RENTALS

CALENDAR

MEMBERSHIPS & PASSES

LEAGUES

The Inturns

HOW MUCH ARE YOU PAYING TODAY?

Amount due by team: **\$800.00**

PAYMENT AMOUNT *

\$ 100.00

COMMENTS

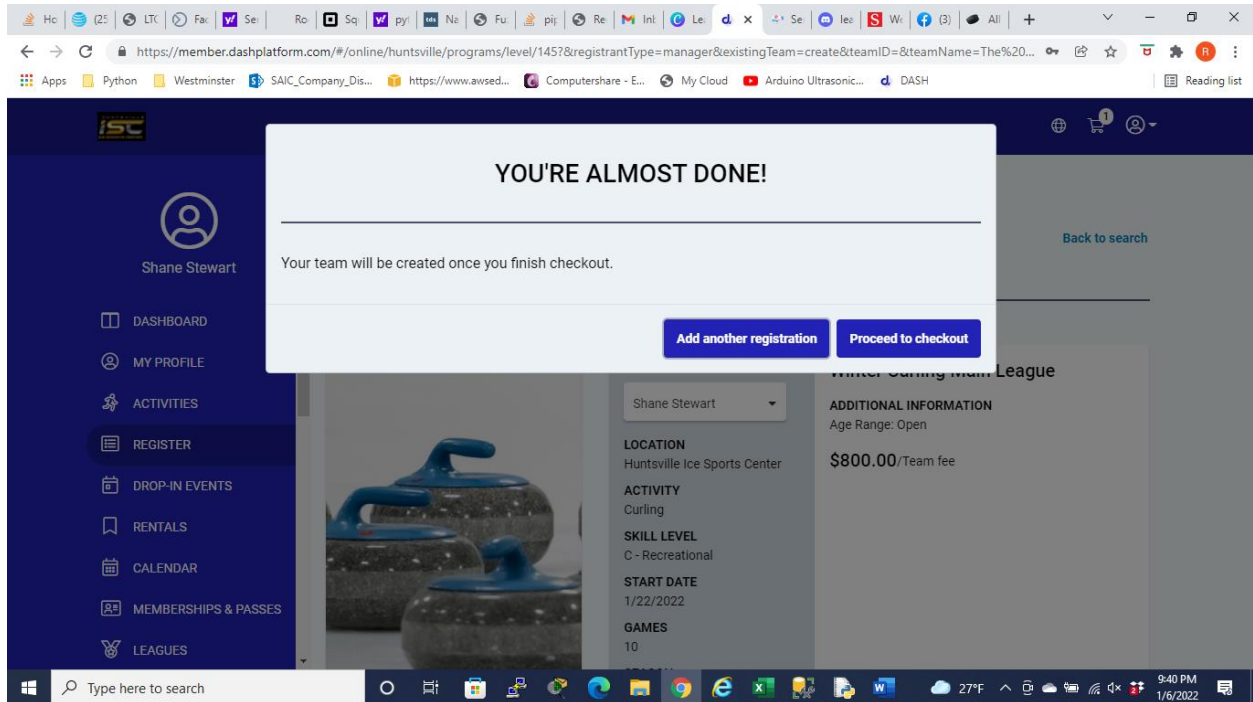
☒ I will be playing on this team

Create team

Choose to “Add Another Registration” or “Proceed to Checkout”

Notice the shopping cart at the top right corner of the screen noting that there is a registration to pay for.

You must finish the checkout process to be registered.



After you check out you can click the “Invite Others to Join” button to ask your friends to join your team.

